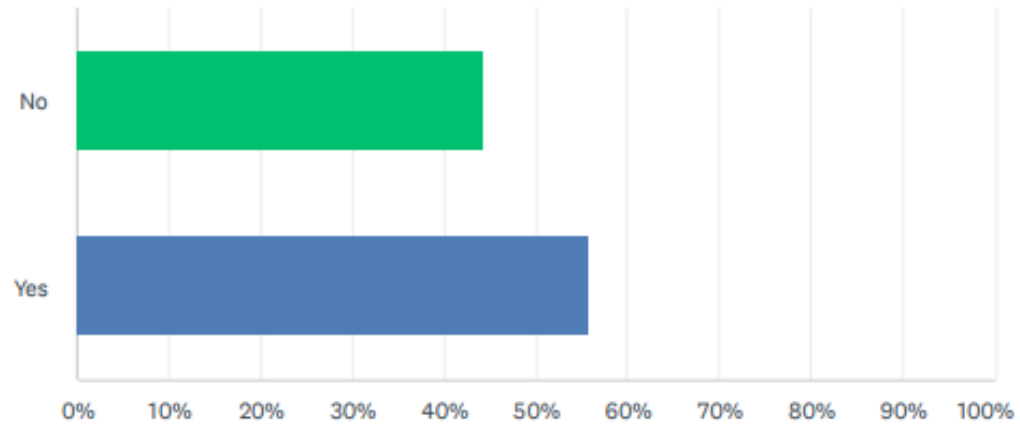


Disaster Symposium Survey Results

County	Incident Name	Structures destroyed	Acres Burned	Incident Year(s)	
County of Santa Clara. Department of Environmental Health	SCU Lightning Complex	222	396,624	2020	
LA Co Fire Health Haz-Mat	Bobcat/Lake Fire Incident	170	115,796	2020	
LA Co Fire Health Haz-Mat	Woolsey Fire Incident	1,643	96,949		2018
Placer County Environmental Health	River Fire	142	2,619	2021	
Santa Cruz County Environmental Health	CZU Lightening Complex Fire	1,490	86,509	2020	
Napa County Division of Environmental Health	LNU Fire	1,491	363,220	2020	
County of Sonoma Environmental Health	2020 LNU	1,491	363,220	2020	
County of Sonoma Environmental Health	Glass	1,555	67,484	2020	
County of Sonoma Environmental Health	2019 Kincade Fire and PSPS Event	374	77,758		2019
Plumas County EH Contractor	Dixie Fire	1,329	963,309	2021	
Ventura County Environmental Health Division	Hill-Woolsey Fire (Ventura County)	1,643	96,949		2018
Monterey County Environmental Health Bureau	River	30	48,088	2020	
Monterey County Environmental Health Bureau	Carmel	73	6,905	2020	
Monterey County Environmental Health Bureau	Dolan	14	128,050		
Mendocino County Environmental Health	Oak Fire	56	1,100	2020	
Yuba County Environmental Health	Willow Fire	41	1,311	2020	
Nevada County Environmental Health	River Fire	142	2,619	2021	
Trinity County Environmental Health	Carr Fire	1,614	229,651		2018
Trinity County Environmental Health	River Complex Fire	41	199,359	2021	
Trinity County Environmental Health	Monument	63	223,124	2021	
Trinity County Environmental Health	August Complex 2020	935	1,032,648	2020	
County of El Dorado Environmental Management Dept	Caldor	1,003	221,835	2021	
Plumas County Environmental Health	Beckwourth	150	105,670	2021	
County of Sonoma, Environmental Health	2019 - Russian River Flood	2,000			2019
Butte County Public Health Department, Environmental Health Division	Camp Fire 2018	18,804	153,336		2018
Butte County Public Health Department, Environmental Health Division	North Complex	2,455	318,935	2020	
Mono County Environmental Health	Mountain View Fire	101	20,385	2020	
Lake County Environmental Health	River	35	48,920		2018
Lake County Environmental Health	Ranch	246	410,203		2018
LA County Department of Public Health Environmental Health	Woolsey Fire	1,643	96,949		2018
LA County Department of Public health Environmental Health	Bobcat Fire	170	115,796	2020	
County of San Diego	Valley Fire	61	16,390	2020	

Q3 Was the Medical Health Operational Area Coordinator (MHOAC) contacted for additional support?

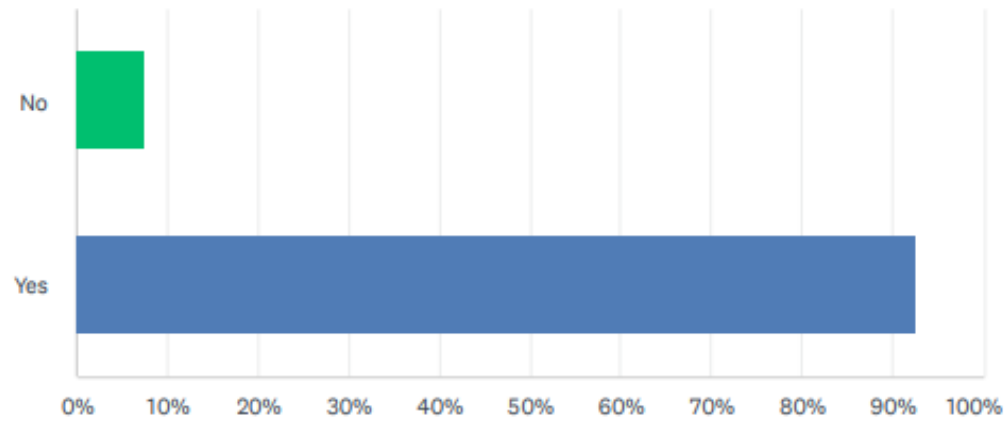
Answered: 27 Skipped: 0



ANSWER CHOICES	RESPONSES	
No	44.44%	12
Yes	55.56%	15
TOTAL		27

Q4 Do you know who your MHOAC contact is ?

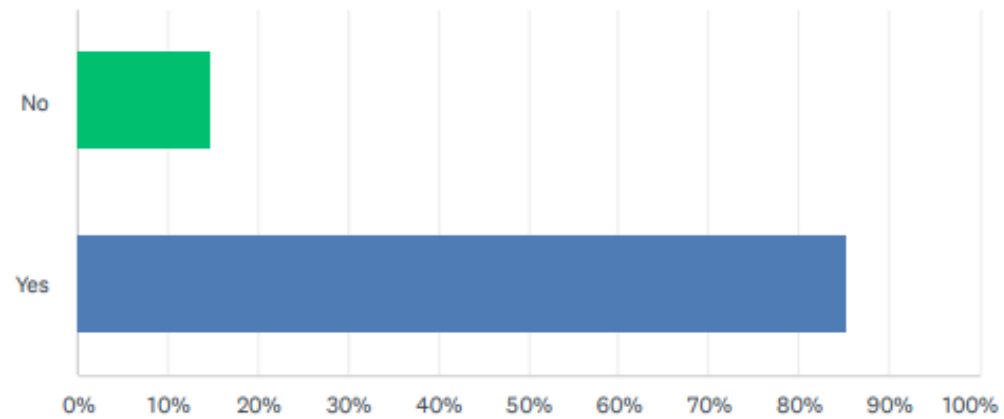
Answered: 27 Skipped: 0



ANSWER CHOICES	RESPONSES	
No	7.41%	2
Yes	92.59%	25
TOTAL		27

Q5 Do you understand how the MHOAC process functions?

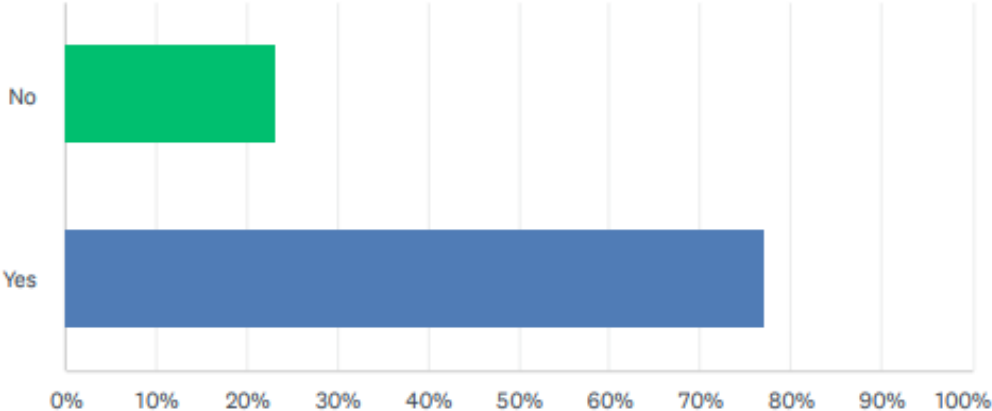
Answered: 27 Skipped: 0



ANSWER CHOICES	RESPONSES	
No	14.81%	4
Yes	85.19%	23
TOTAL		27

Q6 Does your agency have a regional agreement in place?

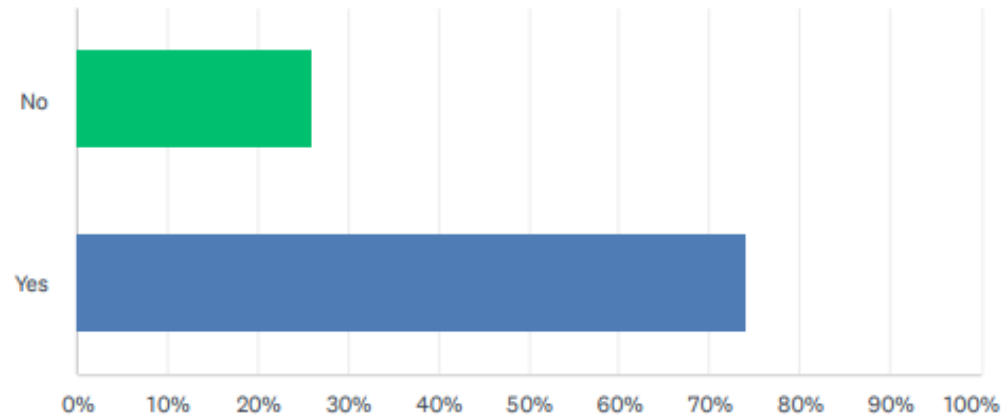
Answered: 26 Skipped: 1



ANSWER CHOICES	RESPONSES	
No	23.08%	6
Yes	76.92%	20
TOTAL		26

Q7 Do you know what region you belong to?

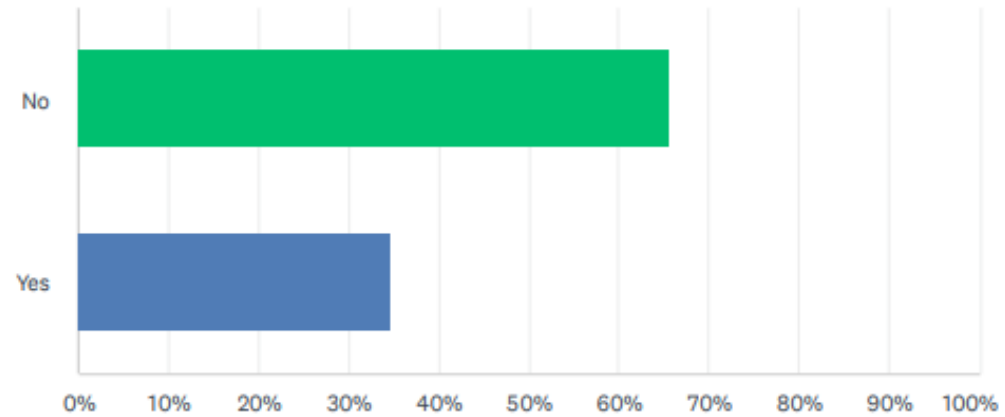
Answered: 27 Skipped: 0



ANSWER CHOICES	RESPONSES	
No	25.93%	7
Yes	74.07%	20
TOTAL		27

Q8 Did you receive support from another agency?

Answered: 26 Skipped: 1



ANSWER CHOICES	RESPONSES	
No	65.38%	17
Yes	34.62%	9
TOTAL		26

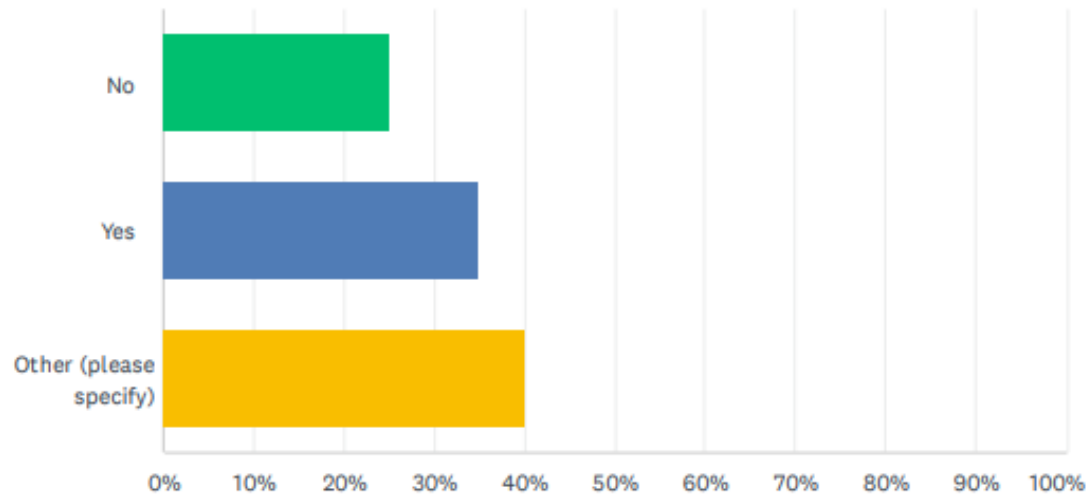
Q9 How many people did you receive and how long were they assigned?

Answered: 17 Skipped: 10

- One staff from DTSC. Duration of Phase 1.
- We received assistance from US EPA and DTSC for Phase I of the household haz-waste removal. The agency reps were assigned to the entire Phase 1 process, which lasted a few months. Two or three individuals from each agency.
- 15 HazMat/REHS from San Mateo, Santa Clara, Contra Costa, San Francisco, and Alameda Counties. Assistance was for 2 weeks, some staff came more than once.
- Some county deployments were only a few weeks. Butte County deployment was several weeks.
- US EPA, DTSC, CalRecycle 1 year.
- 3 times, 1 for 3 weeks, 1 for 2 weeks, 1 for 1 week.
- Nine (9) persons, times were various from August 11th through September 20th 2021.
- Too many to count for Camp Fire. They were assigned for a month or two to assist with Phase I. I'm not aware of any support for North Complex Fire.
- Response and recovery needs were met within existing County of San Diego resources.

Q10 Did they help with the incident or routine agency functions?

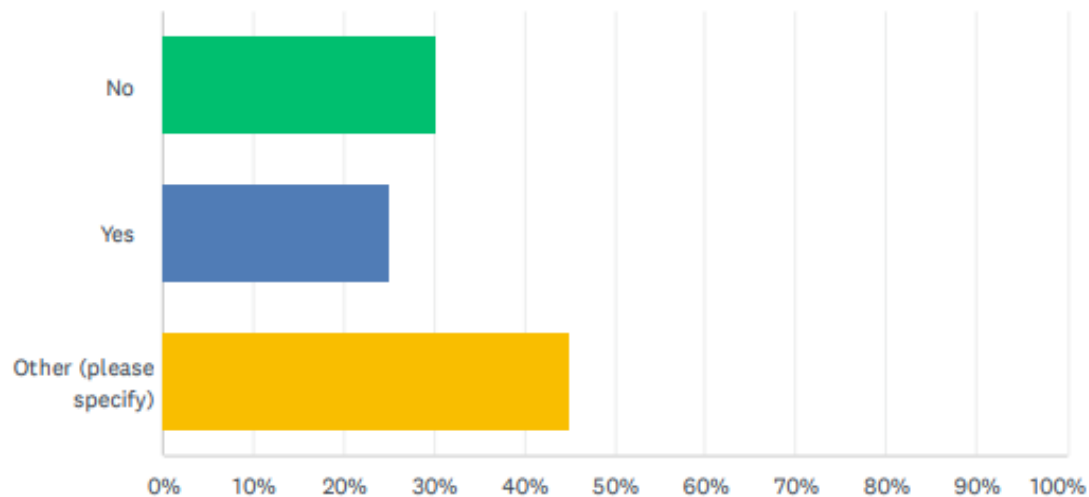
Answered: 20 Skipped: 7



ANSWER CHOICES	RESPONSES
No	25.00% 5
Yes	35.00% 7
Other (please specify)	40.00% 8
TOTAL	20

Q11 Did you reimburse the supporting agency?

Answered: 20 Skipped: 7

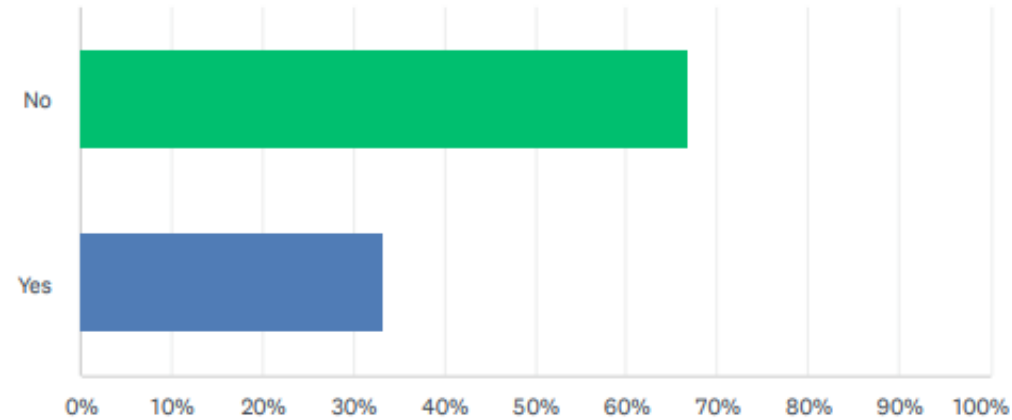


ANSWER CHOICES	RESPONSES
No	30.00% 6
Yes	25.00% 5
Other (please specify)	45.00% 9
TOTAL	20

- No one specified their “Other” response.

Q12 Did you request aid from the California Association of Environmental Health Administrators – CAEHA?

Answered: 24 Skipped: 3



ANSWER CHOICES	RESPONSES	
No	66.67%	16
Yes	33.33%	8
TOTAL		24

Q13 How many support staff did you receive and how long were they assigned?

Answered: 18 Skipped: 9

- 1 DTSC Support Staff and Haz-Waste Contractors.
- Two from US EPA. DTSC provided 3 or 4 individuals. They were assigned for the entire Phase 1 process, which lasted 2 - 3 months.
- We had two people from CAEHA, back to back so they both filled the same position, Debris Removal Manager.
- 3 short term, 1 long term deployment.
- 0, Contracting issues were brought up by our county council and a suitable contract was not able to be drafted.
- Three (3) - times are various from July 26th through current day.
- We had between 5 and 10 helping with the ROE Center and the Alternative Program.
- 1 person for 6 months.

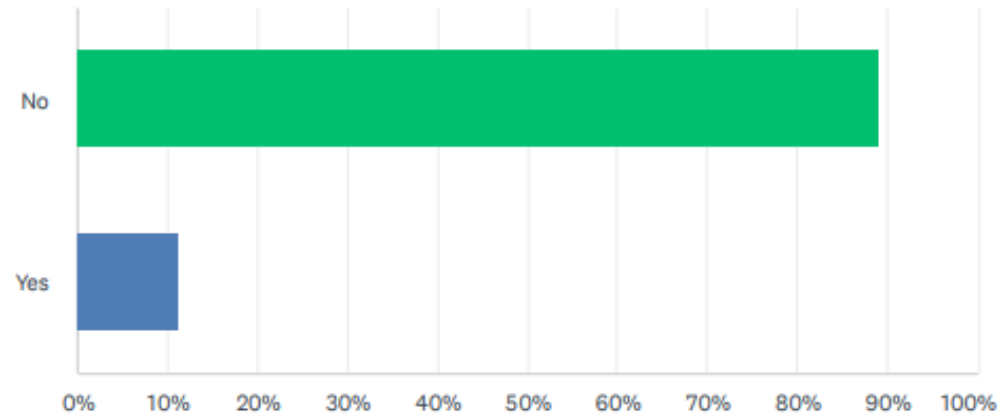
Q14 Did you pay for this resource or was it supported by Federal or State funding?

Answered: 20 Skipped: 7

- Federal FEMA funding
- State Funding
- Included the mutual aid and CAEHA in the FEMA reimbursement
- FEMA and CDAA funding assisted
- State advancement loan of with intent for Federal reimbursement

Q15 Did you send resources to another agency?

Answered: 27 Skipped: 0



ANSWER CHOICES	RESPONSES	
No	88.89%	24
Yes	11.11%	3
TOTAL		27

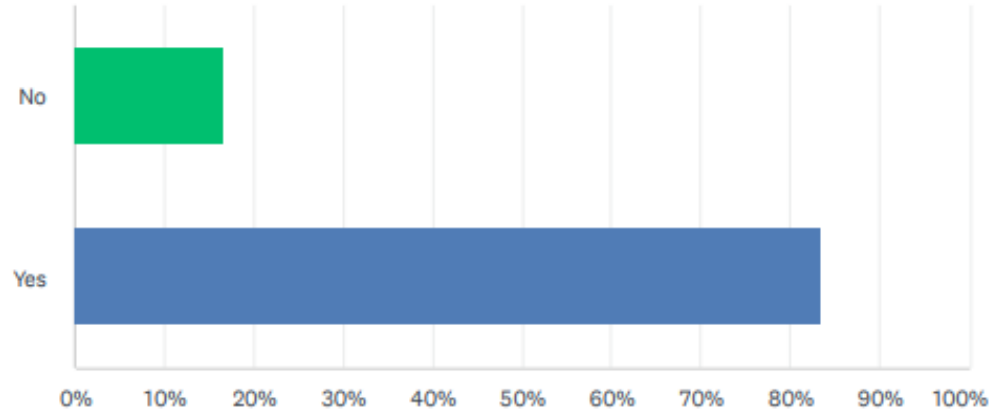
Q16 How many people did you send and how long were they assigned?

Answered: 14 Skipped: 13

- 2020 CZU Lightning: We sent 5 individuals, each for approximately 2 work weeks. Total hours worked (approx.): 520, Total work days: 53.
- 2017 Sonoma Complex Fire: We sent 5 individuals for various periods of time. Total hours worked (approx.): 1340, Total work days: 136.
- Santa Barbara mudslides - two teams of 4 sent over a two week period.
- The county sent 5 staff for assisting Plumas County with the Dixie Fire Recovery in 2021. One County Administrator, one EH Haz Mat Manager (set up Alternative Program and ROE Center), one EH Administrative Assistant, and two Haz Mat Specialists for LAC and Phase I work. We stayed about a month.
- Carr Fire (3), Camp Fire (4) which extended to alternative cleanup program support, August Complex (1), Dixie Fire (1).

Q17 Did CalFire supply Damage Inspections (DINS)/Parcels affected information?

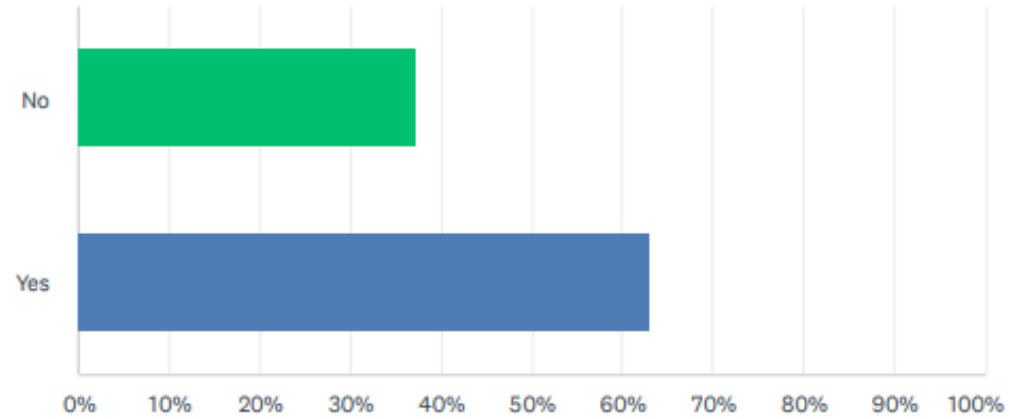
Answered: 24 Skipped: 3



ANSWER CHOICES	RESPONSES	
No	16.67%	4
Yes	83.33%	20
TOTAL		24

Q18 Did your agency determine DINS parcels affected?

Answered: 27 Skipped: 0

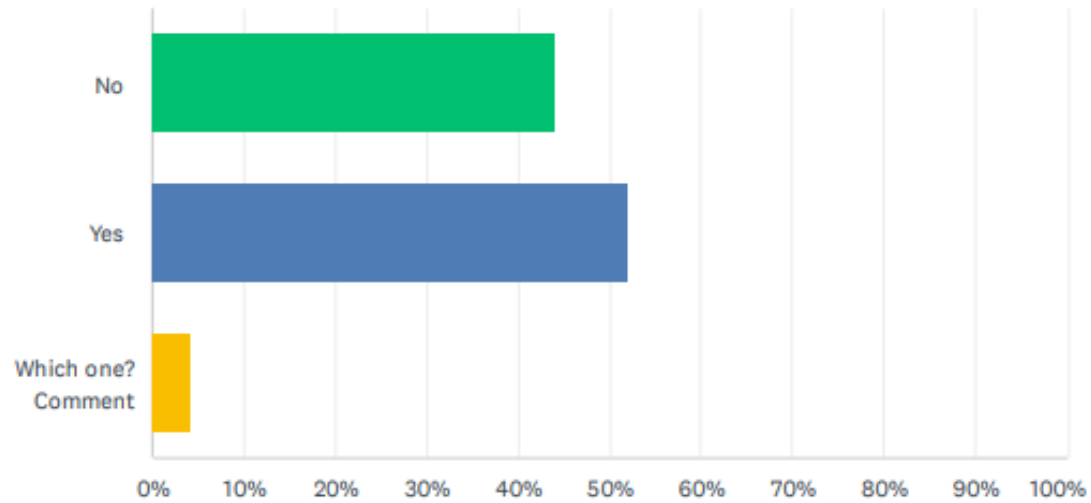


ANSWER CHOICES	RESPONSES	
No	37.04%	10
Yes	62.96%	17
TOTAL		27

- County Sheriff and Building verified affected parcels
- Other county departments did, including Building/Planning and Public Works.

Q19 Was a software method such as the Collector App used?

Answered: 25 Skipped: 2

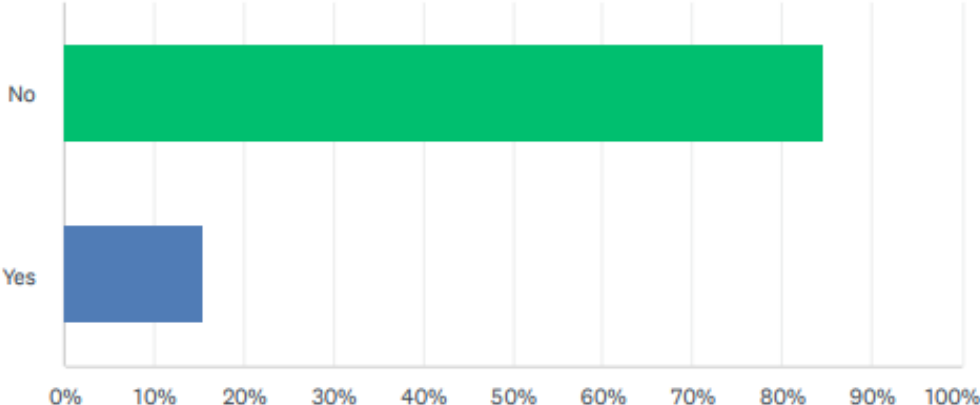


ANSWER CHOICES	RESPONSES
No	44.00% 11
Yes	52.00% 13
Which one? Comment	4.00% 1
TOTAL	25

- Survey123
- ARC GIS
- Collector and County/City Local applications.
- Building and Safety utilized Trakit.
- Apps used by Calfire only. Not this department.
- County of San Diego has our own app.

Q20 Have your staff been trained under Firescope for Damage Inspections (DINS)?

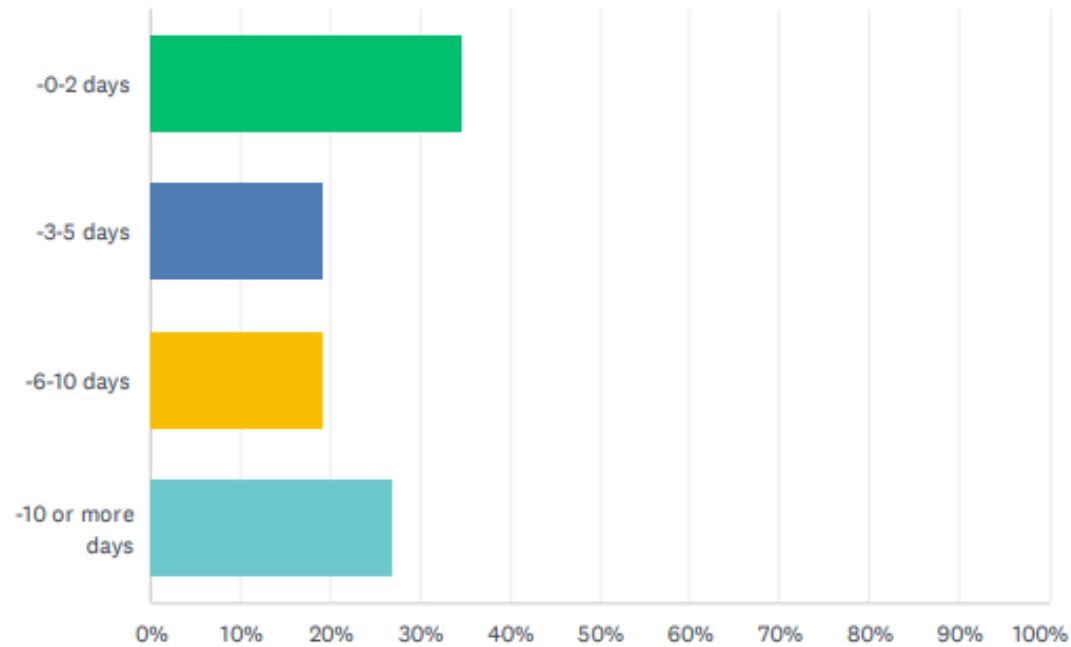
Answered: 26 Skipped: 1



ANSWER CHOICES	RESPONSES	
No	84.62%	22
Yes	15.38%	4
TOTAL		26

Q21 How soon was the Public Health Emergency Declaration filed?

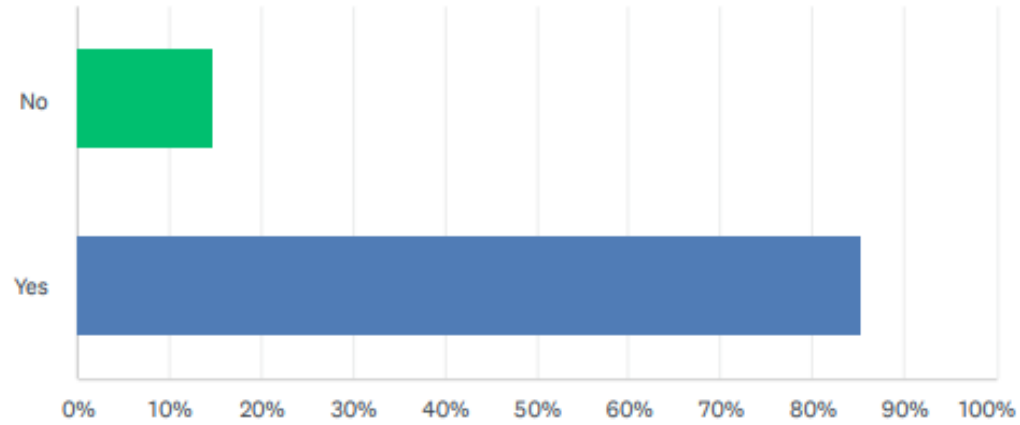
Answered: 26 Skipped: 1



ANSWER CHOICES	RESPONSES
-0-2 days	34.62% 9
-3-5 days	19.23% 5
-6-10 days	19.23% 5
-10 or more days	26.92% 7
TOTAL	26

Q22 Was a State of Emergency Declared by the Governor?

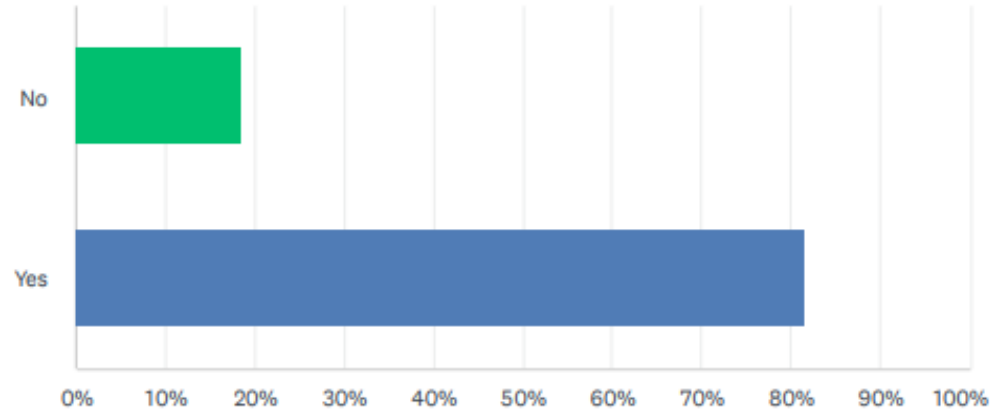
Answered: 27 Skipped: 0



ANSWER CHOICES	RESPONSES	
No	14.81%	4
Yes	85.19%	23
TOTAL		27

Q23 Did OES mission task DTSC to do Phase I?

Answered: 27 Skipped: 0

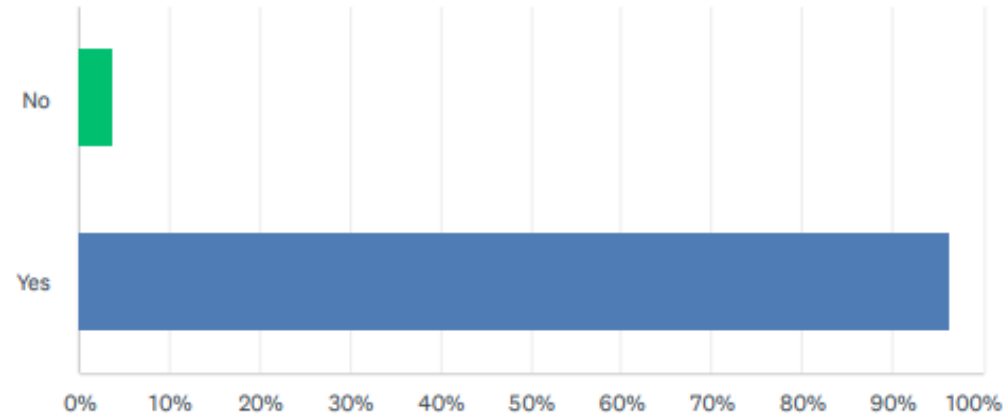


ANSWER CHOICES	RESPONSES	
No	18.52%	5
Yes	81.48%	22
TOTAL		27

- However, they initially tasked US EPA, who performed the majority of Phase 1 work. When US EPA pulled out, they tasked DTSC to clean up the residual parcels that US EPA could not access/locate.

Q24 Did your local agency support the Phase I oversight?

Answered: 27 Skipped: 0



ANSWER CHOICES	RESPONSES
No	3.70% 1
Yes	96.30% 26
TOTAL	27

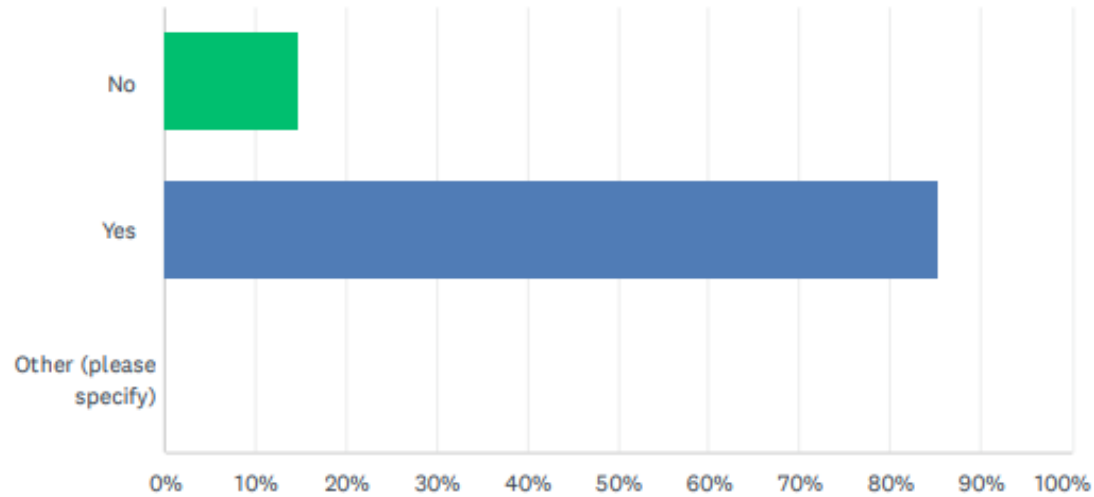
Q25 If no, which agency supported the state?

Answered: 9 Skipped: 18

- US EPA and DTSC provided oversight of their own contractors

Q26 Did Cal Recycle get mission tasked to do Phase II?

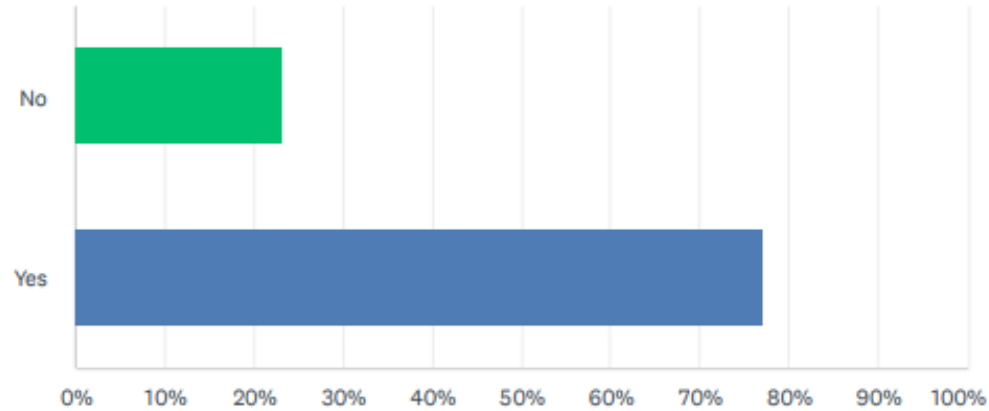
Answered: 27 Skipped: 0



ANSWER CHOICES	RESPONSES
No	14.81% 4
Yes	85.19% 23
Other (please specify)	0.00% 0
TOTAL	27

Q27 Did your agency assist with the Right of Entry forms?

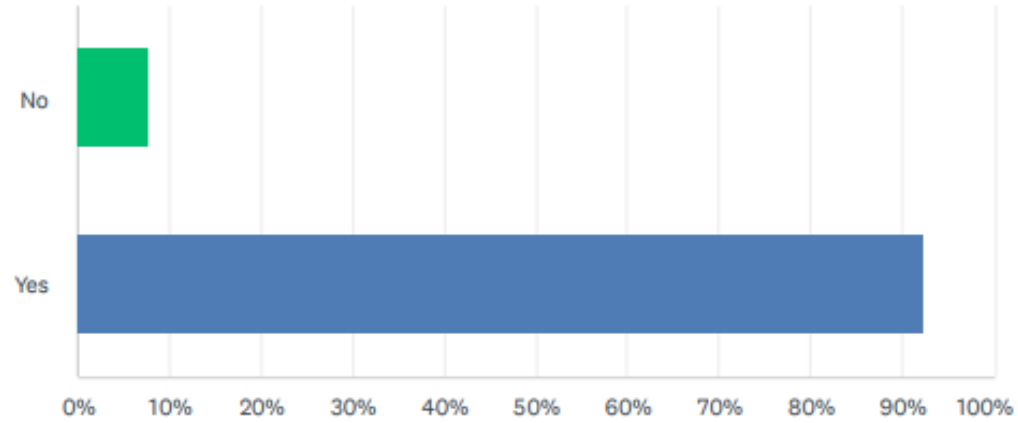
Answered: 26 Skipped: 1



ANSWER CHOICES	RESPONSES	
No	23.08%	6
Yes	76.92%	20
TOTAL		26

Q28 Did your local agency support the Phase II oversight?

Answered: 26 Skipped: 1



ANSWER CHOICES	RESPONSES	
No	7.69%	2
Yes	92.31%	24
TOTAL		26

- County DEH acted as a liaison with County residents, but was not responsible for confirming the adequacy of work performed by CalRecycle contractors. We oversaw the work performed by residents who chose not to sign a ROE.
- We conducted vehicle marking, standing wall verifications, and dealt with problems when debris had been disturbed or when otherwise deemed ineligible.
- We had staff assigned to the CalOES DROC.
- Private Program oversight and support.
- In Haz-Mat identification.

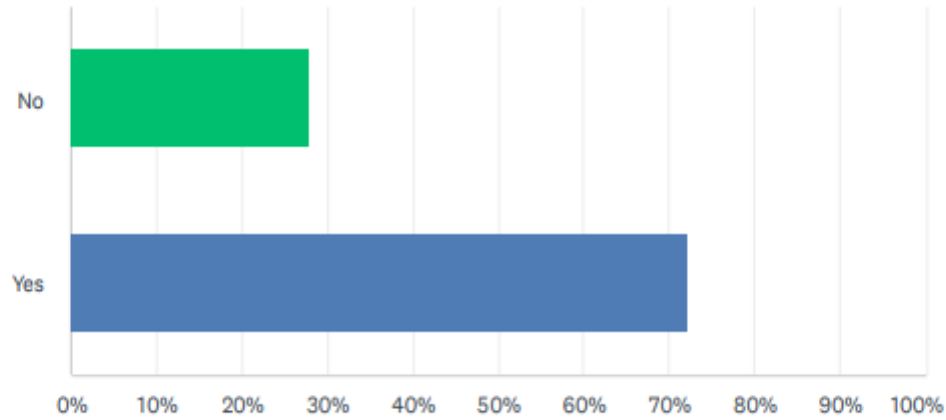
Q29 If no, which agency supported the state?

Answered: 9 Skipped: 18

- Public Works
 - Cal Recycle/OES provided oversight of their own contractors
-

Q30 Was a federal State of Emergency Declared?

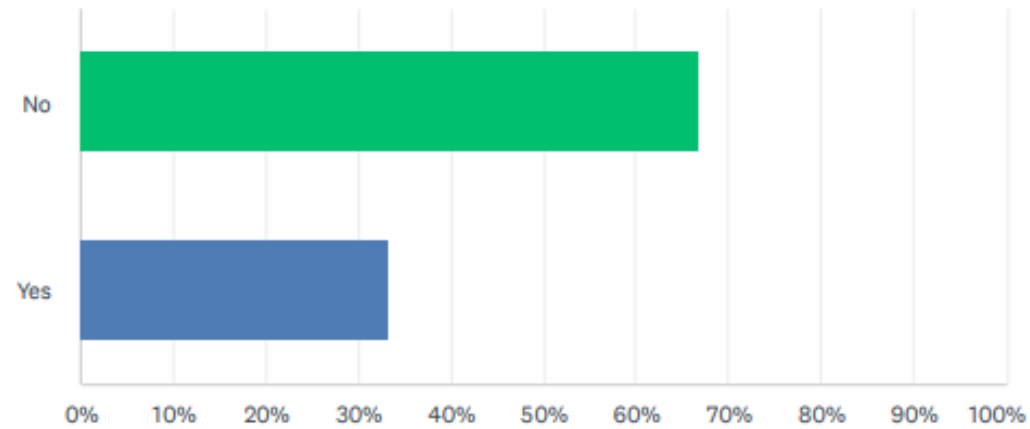
Answered: 25 Skipped: 2



ANSWER CHOICES	RESPONSES	
No	28.00%	7
Yes	72.00%	18
TOTAL		25

Q31 Were federal agencies mission tasked to do Phase I or II?

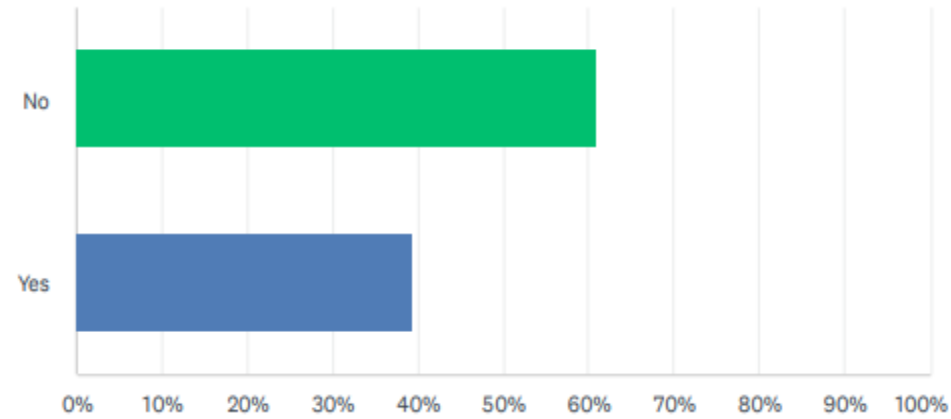
Answered: 24 Skipped: 3



ANSWER CHOICES	RESPONSES	
No	66.67%	16
Yes	33.33%	8
TOTAL		24

Q32 Did you have smaller incidents where no declarations were made?

Answered: 23 Skipped: 4

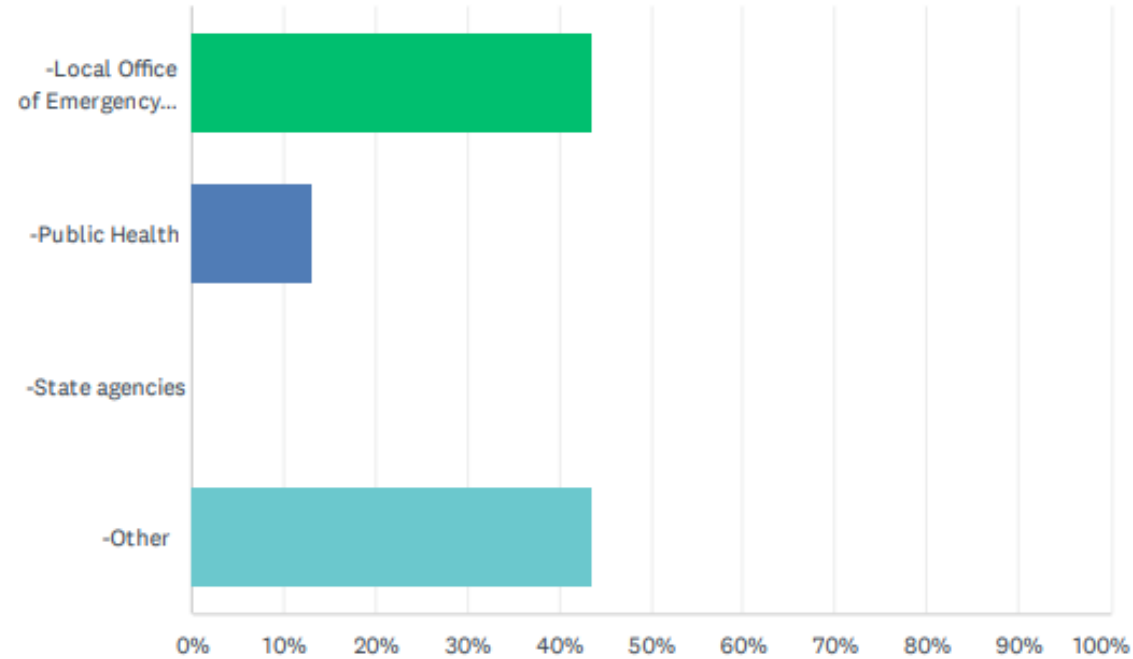


ANSWER CHOICES	RESPONSES	
No	60.87%	14
Yes	39.13%	9
TOTAL		23

- In this situation, the Carr fire burned extensively into Trinity County, but only impacted a small number of private parcels (12 or so), so anyone on the Trinity side of the Carr fire did not receive any assistance outside of Phase I and first response actions. Because the evacuation orders were impacting over 1/3rd of the county's population, there was federal funding for fire and law enforcement, but none for individual and public assistance.
- Not during this time frame. But in 2008, 300+ homes were destroyed and only Phase I was mission tasked to DTSC. We had three fires in 2017, two of which were only mission tasked for Phase I and the third was mission tasked for both Phase I and Phase II since it was part of the Wind Complex.

Q33 Who led the communication to the public regarding Phase I and II?

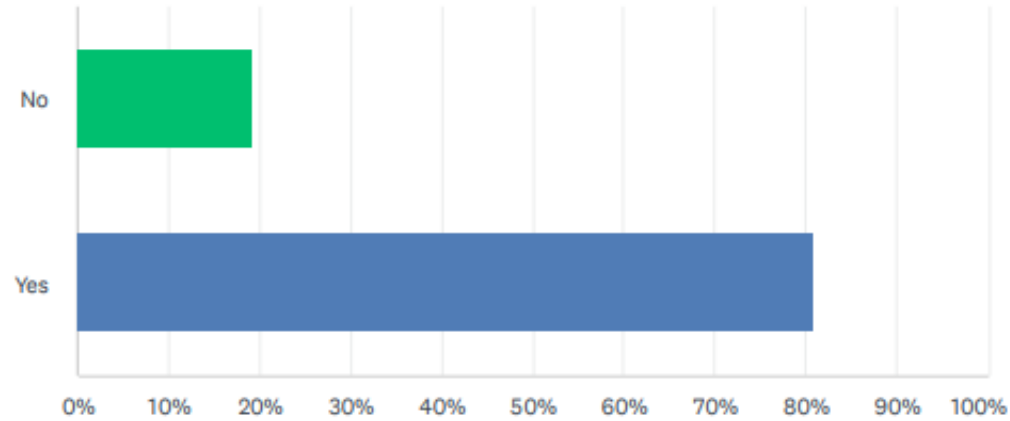
Answered: 23 Skipped: 4



ANSWER CHOICES	RESPONSES	
-Local Office of Emergency Management (OEM)	43.48%	10
-Public Health	13.04%	3
-State agencies	0.00%	0
-Other	43.48%	10
TOTAL		23

Q34 Was a public facing dashboard created to communicate with those impacted by the disaster?

Answered: 26 Skipped: 1

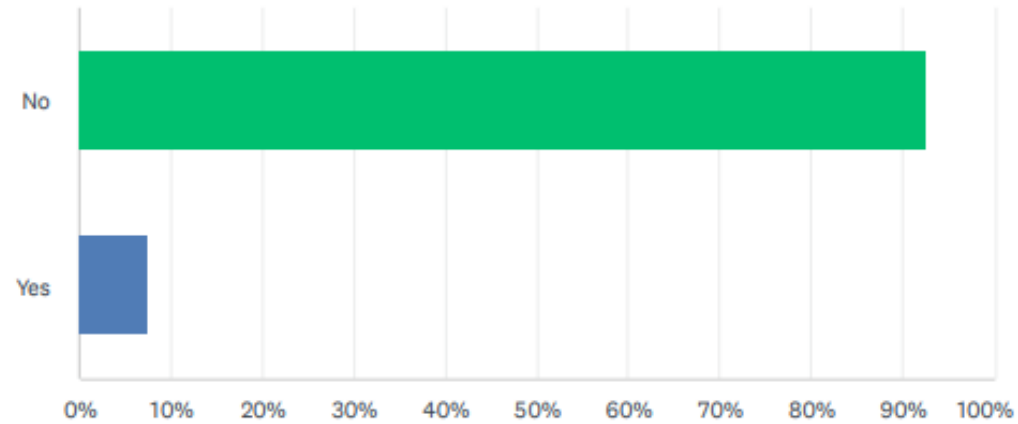


ANSWER CHOICES	RESPONSES	
No	19.23%	5
Yes	80.77%	21
TOTAL		26

- A fire survivor list is created, parcel by parcel, and one-on-one contact is made to assist each survivor. Smaller scale disaster so this personalized service could be provided. Begins with damage assessment, Assessor Parcel records, data collection in local assistance centers, physical flyers/letters posted at damaged properties, and boots on the ground parcel by parcel field visits/community engagement.
- Only the State ROE program has a dashboard.
- By US EPA for Phase 1 and CalRecycle for Phase 2. County DEH developed a website, but it did not have a dashboard.

Q35 Any of your people experience injuries (trips/slips/falls, heat/cold) or exposures to contaminates?

Answered: 27 Skipped: 0



ANSWER CHOICES	RESPONSES	
No	92.59%	25
Yes	7.41%	2
TOTAL		27

Q36 If people experienced injuries or exposures, what occurred?

Answered: 9 Skipped: 18

- There was a driving incident related to steep terrain that led to a neck/back injury.
- There were no other reports of individuals experiencing injuries or exposures.

Q37 Please share any issues or concerns that can be discussed and resolved at the Disaster Symposium?

Answered: 20 Skipped: 7

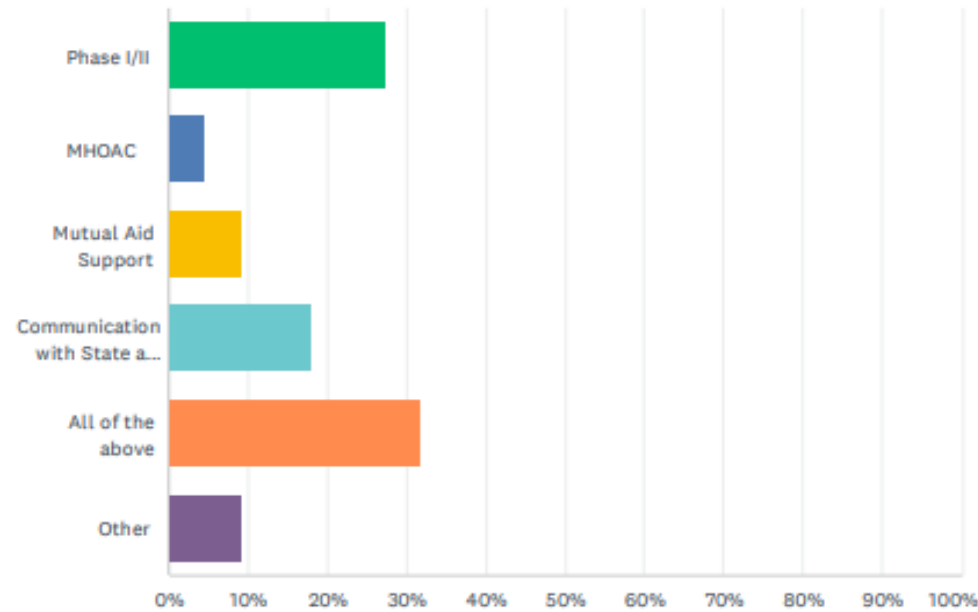
- For fires that occur in geologic units where background levels have already been established, why must sampling occur again? Why is a 10% margin of analytical error acceptable for one fire event and not the next?
- Declining enrollment into the public program due to community distrust and delayed timelines for implementation.
- Criteria utilized when determining if a local or public program will be available.
- Portable toilets on a long bumpy road. Workers refused to use the toilets once they saw inside, and I don't blame them. How do you get bathroom facilities out into the middle of nowhere without destroying them?
- In areas that are privately owned properties but are not state response areas (CalFire Jurisdiction), there seems to be a disconnect from the damage assessment information. We started doing our own DINS in the August Complex of 2020 after 800 structures burned on private properties with no one declaring emergencies for much needed support. We noticed in this process that there is a disconnect, if fire does not occur in state response, but rather federal response areas, making it much harder to get the information to the Governor's office. During the River Complex, this effort was delayed quite substantially, where we were not getting declarations, however, we had far more damage than other emergencies that we had that were declared much sooner caused by the same lightning storms (like the McFarland Fire, which was FEMA declared in our county almost immediately). Wildland fire response is designated in certain areas on privately owned property, and that really needs to be addressed.

- Federal property phase.
- USFS Cabins.
- Clear communication of expectations regarding ROE, Abatement and Withdrawal process.
- Standardize process review for CalOES prior to returning FSO and TFSO to County.
- Someone needs to create a flow chart to help persons managing the incident from doing things they did not need to do, such as creating an ROE as this is a State function not a County responsibility.
- Sadly, the director at the time of the incident had moved on and much of the behind the scenes was lost in the transition. I was assigned to assist DTSC on Phase I activities and have some knowledge on that.
- It would be good to have a statewide database or system for counties to retrieve resources and templates. We have created a repository in Butte County that makes it really easy to provide information and resources to other counties rapidly. Since most of the fire recovery was handled by EH, specifically Haz Mat, it really put a strain on the CUPA program since we just did not have the staff to do both. And we had just recovered from the Camp Fire, and then Covid, and then the North Complex Fire struck. This put CUPA facility inspections way behind.

- Tiered options of debris clean up.
- Criteria for when a local health emergency needs to be declared.
- Info on debris program CDAA and Stafford Act funding eligibility.
- Updates on State sponsored debris program -- what it includes/does not include (e.g. trees, contaminated concrete).
- Improved mutual aid system at State level for EH functions.
- Use of volunteer groups.
- I'm not sure if this can be solved, but the jurisdictional boundary here for the fire, left people that were just 1/2 outside of Shasta county with no support with Individual Assistance, or debris removal efforts, which doesn't seem fair to the property owner.
- We had issues involving lack of tree removal. In a previous incident more trees were removed under the Phase II process. In the more recent incident, less trees were determined to be "hazard trees" even though many were left near the former building footprint and would need to be removed by the owner.
- In addition, numerous private wells were left without appropriate well caps or covers after the Phase II sign-off was completed by Cal OES.

Q38 Please share any issues or concerns that can be discussed on

Answered: 22 Skipped: 5



ANSWER CHOICES	RESPONSES	
Phase I/II	27.27%	6
MHOAC	4.55%	1
Mutual Aid Support	9.09%	2
Communication with State and Fed Agencies	18.18%	4
All of the above	31.82%	7
Other	9.09%	2
TOTAL		22

Contact Information

Agency Name	Contact information	Email Address
Open-Ended Response	Name	
Lake County Environmental Health	Craig Wetherbee	craig.wetherbee@lakecountyca.gov
Department of Public Health Environmental Health	Charlene Contreras	chcontreras@ph.lacounty.gov
Department of Public health Environmental Health	Charlene Contreras	chcontreras@ph.lacounty.gov
County of San Diego	Amy Harbert	amy.harbert@sdcounty.ca.gov
County of Santa Clara. Department of Environmental Health	Jennifer Kaahaaina	Jennifer.Kaahaaina@deh.sccgov.org
LA Co Fire Health Haz-Mat	Fernando Florez	fernando.florez@fire.lacounty.gov
LA Co Fire Health Haz-Mat	FERNANDO FLOREZ	fernando.florez@fire.lacounty.gov
Placer County Environmental Health	Jessica Gallagher	jgallagher@placer.ca.gov
Santa Cruz County Environmental Healt	Marilyn C Underwood	marilyn.underwood@santacruzcounty.us
Napa County Division of Environmental Health	doug calhoun	doug.calhoun@countyofnapa.org
County of Sonoma Environmental Health	Christine Sosko	Christine.Sosko@sonoma-county.org
County of Sonoma Environmental Health	Christine Sosko	Christine.Sosko@sonoma-county.org
Plumas County EH Contractor	Jerry Sipe	jerrysipe@countyofplumas.com
Ventura County Environmental Health Division	Charles Genkel	charles.genkel@ventura.org
Monterey County Environmental Health Bureau	Ric Encarnacion	encarnacionr@co.monterey.ca.us
Mendocino County	Kirk Ford	fordk@mendocinocounty.org
Yuba County	Gary Cantwell	gcantwell@co.yuba.ca.us
Nevada County Environmental Health	Amy Irani	amy.irani@co.nevada.ca.us
Trinity County Environmental Health	Kristalynne Anderson	kanderson@trinitycounty.org
Trinity County Environmental Health	Kristalynne Anderson	kanderson@trinitycounty.org
Trinity County Environmental Health	Kristalynne Anderson	kanderson@trinitycounty.org
Trinity County Environmental Health	Kristalynne Anderson	kanderson@trinitycounty.org
County of El Dorado Environmental Management Dept	Mark Moss	mark.moss@edcgov.us
Plumas County Environmental Health	Rob Robinette	robobinette@countyofplumas.com
County of Sonoma, Environmental Health	Christine Sosko	Christine.Sosko@sonoma-county.org
Butte County Public Health Department, Environmental Health Division.	Thomas Parker	tparker@buttecounty.net
Mono County Environmental Health	Louis Molina	lmolina@mono.ca.gov